

State Minimum Wages: An Overview

Updated March 2, 2023

Congressional Research Service

<https://crsreports.congress.gov>

R43792

Summary

The Fair Labor Standards Act (FLSA), enacted in 1938, is the federal law that establishes the general minimum wage that must be paid to all covered workers. The FLSA covers all employees working at a site located in a state, the District of Columbia, or a territory of the United States. While the FLSA mandates broad minimum wage coverage, states and localities have the option of establishing minimum wage rates that are different from those set in the FLSA. Under the provisions of the FLSA, an individual is generally covered by the higher of the state, local, or federal minimum wage.

This report covers developments in minimum wage policies in the 50 states and the District of Columbia but does not include information on local minimum wage policies. Based on current rates and scheduled increases occurring at some point in 2023, minimum wage rates are above the federal rate of \$7.25 per hour in 30 states and the District of Columbia, ranging from \$1.50 to \$9.75 above the federal rate. Another 13 states have minimum wage rates equal to the federal rate. The remaining 7 states have minimum wage rates below the federal rate or do not have a state minimum wage requirement. In the states with no minimum wage requirements or wage rates lower than the federal minimum wage, only individuals who are not covered by the FLSA are subject to those lower rates.

In any given year, the exact number of states with a minimum wage rate above the federal rate may vary, depending on the interaction between the federal rate and the mechanisms in place to adjust the state minimum wage. Adjusting minimum wage rates is typically done in one of two ways: (1) legislatively scheduled rate increases that may include one or several increments; (2) a measure of inflation to index the value of the minimum wage to the general change in prices.

Of the 30 states and the District of Columbia with minimum wage rates above the federal rate, 4 currently have no scheduled increases beyond 2023, 7 states have only legislatively scheduled rate increases after 2022, and 19 states and the District of Columbia have scheduled increases through a combination of planned increases and current- or future-year indexation of state minimum wage rates to a measure of inflation. Currently, four states—California, Connecticut, Massachusetts, and Washington—and the District of Columbia have minimum wages of at least \$15.00 per hour. In addition, nine states—Delaware, Florida, Hawaii, Illinois, Maryland, New Jersey, New York, Rhode Island, and Virginia—have scheduled rate increases to at least \$15.00 per hour at some point between 2023 and 2026.

Because the federal and state minimum wage rates change at various times and in various increments, the share of the labor force for which the federal rate is the binding wage floor has changed over time. Since 1981, there have been three series of increases in the federal minimum wage rate—1990-1991, 1996-1997, and 2007-2009. During that same period, there have been numerous changes in state minimum wage policies. As a result of those interactions, the share of the U.S. civilian labor force living in states in which the federal minimum wage is the floor has fluctuated but generally declined, and was about 37% in 2022.

Contents

Introduction	1
The FLSA Minimum Wage	1
Enterprise Coverage	1
Individual Coverage	2
Geographical Coverage	2
FLSA Minimum Wage Rates	3
Minimum Wage Policies in the States	4
Rates and Mechanisms of Adjustment	4
Rates	5
Mechanisms for Future Adjustments.....	6
Legislatively Scheduled Increases	7
Indexing to Inflation	7
Reference to the Federal Rate	9
States with Scheduled Increases to \$15.00 per Hour	11
Trends in State Minimum Wages.....	13

Figures

Figure 1. The Federal Minimum Wage 1938 to 2022.....	3
Figure 2. State Minimum Wage Rates in 2023.....	6
Figure 3. How Binding is the Federal Minimum Wage?.....	14
Figure 4. Percentage Change in State Minimum Wage Rates, 2009-2023	16

Tables

Table 1. Indexation Types in States with Minimum Wages Above the FLSA Rate.....	8
Table 2. Summary of States with Enacted Minimum Wage Rates Above \$7.25	9
Table A-1. Selected State Minimum Wage Policies	18

Appendixes

Appendix. Selected Characteristics of State Minimum Wage Policies	17
---	----

Contacts

Author Information.....	33
-------------------------	----

Introduction

The Fair Labor Standards Act (FLSA), enacted in 1938, is the federal legislation that establishes the general minimum wage that must be paid to all covered workers.¹ The FLSA mandates broad minimum wage coverage. It also specifies certain categories of workers who are not covered by general FLSA wage standards, such as workers with certain disabilities or certain youth workers.

In 1938, the FLSA established a minimum wage of \$0.25 per hour. The minimum wage provisions of the FLSA have been amended numerous times since then, typically to expand coverage or raise the wage rate. Since its establishment, the minimum wage rate has been raised 22 separate times.² The most recent change was enacted through P.L. 110-28 in 2007, which increased the minimum wage from \$5.15 per hour to its current rate of \$7.25 per hour in three steps (the final step occurring in 2009).

States, the District of Columbia, and territories generally have three options in setting their minimum wage policies: (1) they can set their own minimum wage provisions that differ from those in the FLSA, (2) they can explicitly tie their minimum wage provisions to the FLSA, or (3) they can include no specific minimum wage provisions in state law.

This report begins with a brief discussion of FLSA minimum wage coverage. It then provides a summary of state minimum wage laws, followed by an examination of rates and mechanisms of adjustments in states with minimum wage levels above the FLSA rate (**Table 2** provides summary data). Next, the report discusses the interaction of federal and state minimum wages over time, and finally, the **Appendix** provides detailed information on the major components of minimum wage policies in all 50 states and the District of Columbia.

The state policies covered in this report include currently effective policies and policies enacted with an effective date at some point in 2023. While most states' scheduled state minimum wage rate changes (due to inflation adjustments or statutorily scheduled changes) occurred on January 1 of each year, a few states have rate increases scheduled for later in the year. Effective dates of rate increases are noted in **Table 2** and in the **Appendix**.

The FLSA Minimum Wage

The FLSA extends two types of minimum wage coverage to individuals: “enterprise coverage” and “individual coverage.”³ An individual is covered if they meet the criteria for either category.

Enterprise Coverage

For an individual to be covered by the FLSA at the enterprise or business level, an enterprise must have at least two employees and annual sales or “business done” of at least \$500,000. Annual sales or business done includes all business activities that can be measured in dollars. Thus, for

¹ In addition, the FLSA provides for overtime pay and child labor protections. For a broader overview of the minimum wage, see CRS Report R43089, *The Federal Minimum Wage: In Brief*, by David H. Bradley.

² Although the rate has increased 22 separate times, this does not mean that there have been 22 separately enacted laws to increase the minimum wage. In some cases, one law contained multiple increases in the minimum wage rate that were phased in over time.

³ 29 U.S.C. §206(a). State laws generally cover and exempt similar types of workers as those covered and exempted in the FLSA. While there are some cases in which state laws seem to cover different types or classes of workers than the FLSA, these coverage differentials appear to be relatively minor.

example, retailers are covered by the FLSA if their annual sales are at least \$500,000.⁴ In non-sales cases, a measure other than sales must be used to determine business done. For example, for enterprises engaged in leasing property, gross amounts paid by tenants for property rental will be considered business done for purposes of determining enterprise coverage.

In addition, regardless of the dollar volume of business, the FLSA applies to hospitals or other institutions primarily providing medical or nursing care for residents; schools (preschool through institutions of higher education); and federal, state, and local governments.

Thus, regardless of how enterprise coverage is determined (by business done or by specified institutional type), all employees of a covered enterprise are considered to be covered by the FLSA.

Individual Coverage

Although an enterprise may not be subject to minimum wage requirements if it has less than \$500,000 in annual sales or business done, employees of the enterprise may be covered if they are individually engaged in interstate commerce or in the production of goods for interstate commerce. To be engaged in interstate commerce—the definition of which is fairly broad—employees must produce goods (or have indirect input to the production of those goods) that will be shipped out of the state of production, travel to other states for work, make phone calls or send emails to persons in other states, handle records that are involved in interstate transactions, or provide services to buildings (e.g., janitorial work) in which goods are produced for shipment outside of the state.⁵

While individual coverage is broad under the FLSA, there are also specific exemptions from the federal rate, including individuals with disabilities; youth workers; tipped workers; and executive, administrative, and professional workers, among others.⁶

Geographical Coverage

The FLSA covers all employees working at a site located in a state, the District of Columbia, or a territory of the United States, which includes Puerto Rico, the U.S. Virgin Islands, American Samoa, the Commonwealth of the Northern Mariana Islands, Guam, Wake Island, Johnston Island, and the Outer Continental Shelf lands. The FLSA does not apply to U.S. citizens exclusively employed in foreign countries, even if they are employed by an American employer.

As discussed in greater detail in this report, subnational political entities may enact labor standards separate from the FLSA. The focus of this report is on states, including the District of Columbia, that have enacted minimum wage rates above the federal rate. In addition, while it is beyond the scope of this report, about 55 localities have enacted minimum wage rates that differ from federal or state rates.⁷

⁴ The \$500,000 threshold refers to the annual gross volume of sales. It is not a measure of net revenue or profits.

⁵ U.S. Department of Labor, *Coverage Under the Fair Labor Standards Act*, available at <http://www.dol.gov/whd/regs/compliance/whdfs14.pdf>. (Hereinafter cited as DOL, *Coverage Under the Fair Labor Standards Act*.) These examples are not exhaustive but are meant to illustrate the relatively broad range of activities comprising “interstate commerce.”

⁶ DOL provides a series of fact sheets on the various individual minimum wage exemptions in the FLSA. See <http://www.dol.gov/whd/fact-sheets-index.htm> for individual fact sheets.

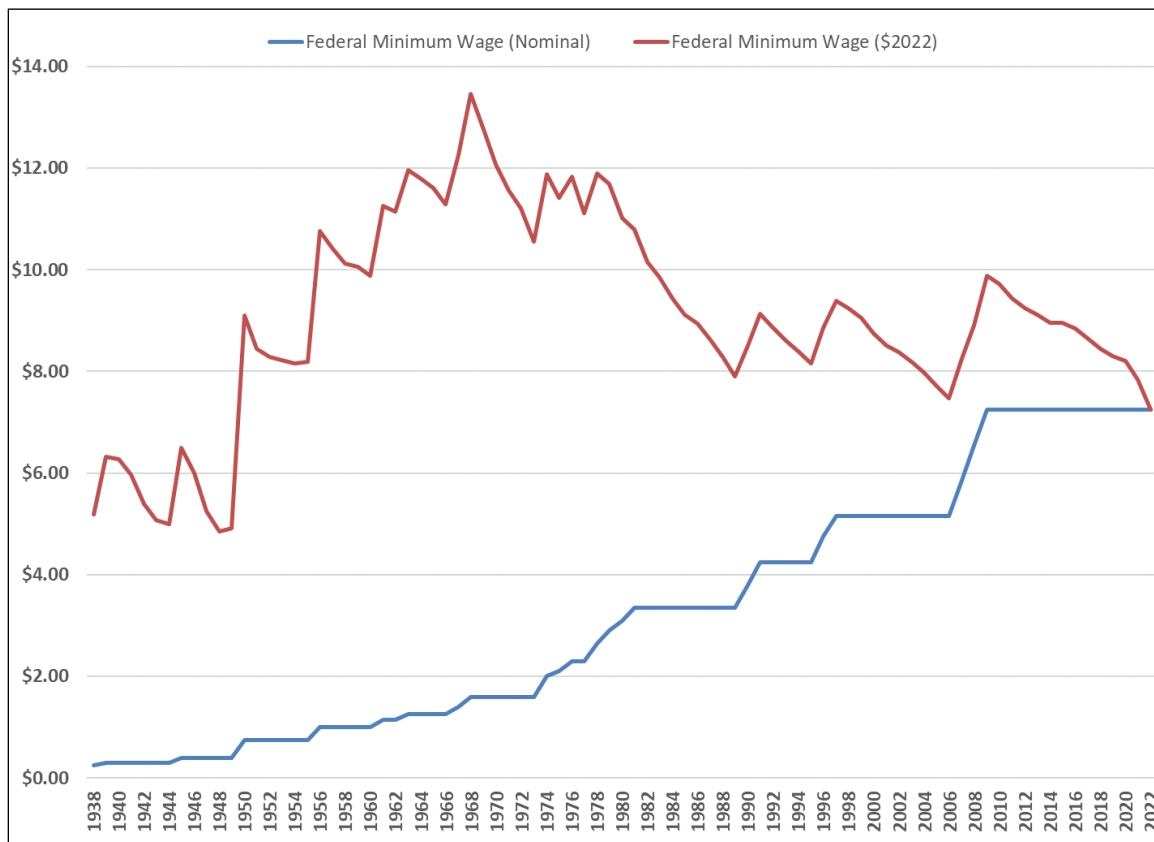
⁷ University of California-Berkeley Labor Center, *Inventory of U.S. City and County Minimum Wage Ordinances*, Berkeley, CA, June 1, 2022, <https://laborcenter.berkeley.edu/inventory-of-us-city-and-county-minimum-wage-ordinances/#s-1>.

FLSA Minimum Wage Rates

In 1938, the FLSA established a minimum wage of \$0.25 per hour. The minimum wage provisions of the FLSA have been amended numerous times since then, typically for the purpose of expanding coverage or raising the wage rate. Since its establishment, the minimum wage rate has been raised 22 separate times. The most recent change was enacted in 2007 (P.L. 110-28), which increased the minimum wage from \$5.15 per hour to its current rate of \$7.25 per hour in three steps.

Figure 1 shows the nominal and real (inflation-adjusted) value of the federal minimum wage from its enactment in 1938 to 2022. The real value of the minimum wage generally rose from 1938 to 1968, after which it has generally fallen in real terms, with some brief increases in value following periodic statutory rate changes. From an initial rate of \$0.25 per hour in 1938 (\$5.19 in inflation-adjusted terms), the minimum wage increased to \$1.60 per hour in 1968 (\$13.46 in inflation-adjusted terms), a peak inflation-adjusted value to date. The real value of the minimum wage has fallen by \$2.64 (in 2022 dollars) since it was increased to \$7.25 in 2009.

Figure 1. The Federal Minimum Wage 1938 to 2022



Source: Figure created by CRS using data from the DOL Wage and Hour Division, <https://www.dol.gov/whd/minwage/chart.htm>.

Notes: The inflation-adjusted minimum wage is expressed in 2022 dollars based on the Consumer Price Index for All Urban Consumers (CPI-U), U.S. City Average.

Minimum Wage Policies in the States

State policymakers may also choose to set labor standards that are different from federal statutes. The FLSA establishes that if a state enacts minimum wage, overtime, or child labor laws more protective of employees than those provided in the FLSA, then state law applies. In the case of minimum wages, this means FLSA-covered workers are entitled to the higher state minimum wage in those states with rates above the federal minimum. On the other hand, FLSA-covered workers would receive the FLSA minimum wage in states that have set minimum wages lower than the federal rate. Given the generally broad minimum wage coverage of the FLSA, it is likely that most workers in states with minimum wages below the federal rate are covered by the FLSA rate.

In 2023, the range of state minimum wage rates is as follows:⁸

- 30 states and the District of Columbia have enacted minimum wage rates above the federal rate of \$7.25 per hour;
- 2 states have minimum wage rates below the federal rate;
- 5 states have no state minimum wage requirement; and
- the remaining 13 states have minimum wage rates equal to the federal rate.⁹

In the states with no minimum wage requirements or wages lower than the federal minimum wage, only individuals who are not covered by the FLSA are subject to those lower rates.

The **Appendix** provides detailed information on state minimum wage policy in all 50 states and the District of Columbia, including the legislation authorizing the state minimum wage and the relevant legislative language regarding the rate and mechanism of adjustment.

The remainder of this report focuses on states with minimum wages above the federal rate.

Rates and Mechanisms of Adjustment

In states with minimum wage rates above the federal rate, variation occurs mainly across two dimensions: the rate and the mechanism of adjustment to the rate. This section (including data in **Table 2**) summarizes these two dimensions for the states with rates currently above the federal minimum. State rates range from \$1.50 (West Virginia) to \$9.75 (District of Columbia) above the federal rate, with a majority of these states using some sort of inflation measure to index the state minimum wage.

⁸ The state policies covered in this report include currently effective policies and policies enacted with an effective date at some point in 2023. For example, the minimum wage rate in Florida is \$11.00 per hour as of September 30, 2022, but is scheduled to increase to \$12.00 on September 30, 2023. Thus, Florida's rate is counted as \$12.00 per hour in 2023, even though the rate is not scheduled to increase until September 30. While most states' scheduled state minimum wage rate changes (due to inflation adjustments or statutorily scheduled changes) occurred on January 1 of each year, a few states have rate increases scheduled for later in the year. See **Table 2** for details on the timing of state minimum wage increases.

⁹ State codes and U.S. Department of Labor, Wage and Hour Division, Minimum Wage Laws in the States, <http://www.dol.gov/whd/minwage/america.htm> and state websites. See the **Appendix** for details and sources.

Rates

In the 30 states and the District of Columbia with minimum wage rates above the federal rate in 2023, minimum hourly rates range from \$8.75 per hour in West Virginia to \$15.74 per hour in Washington and \$17.00 in the District of Columbia.

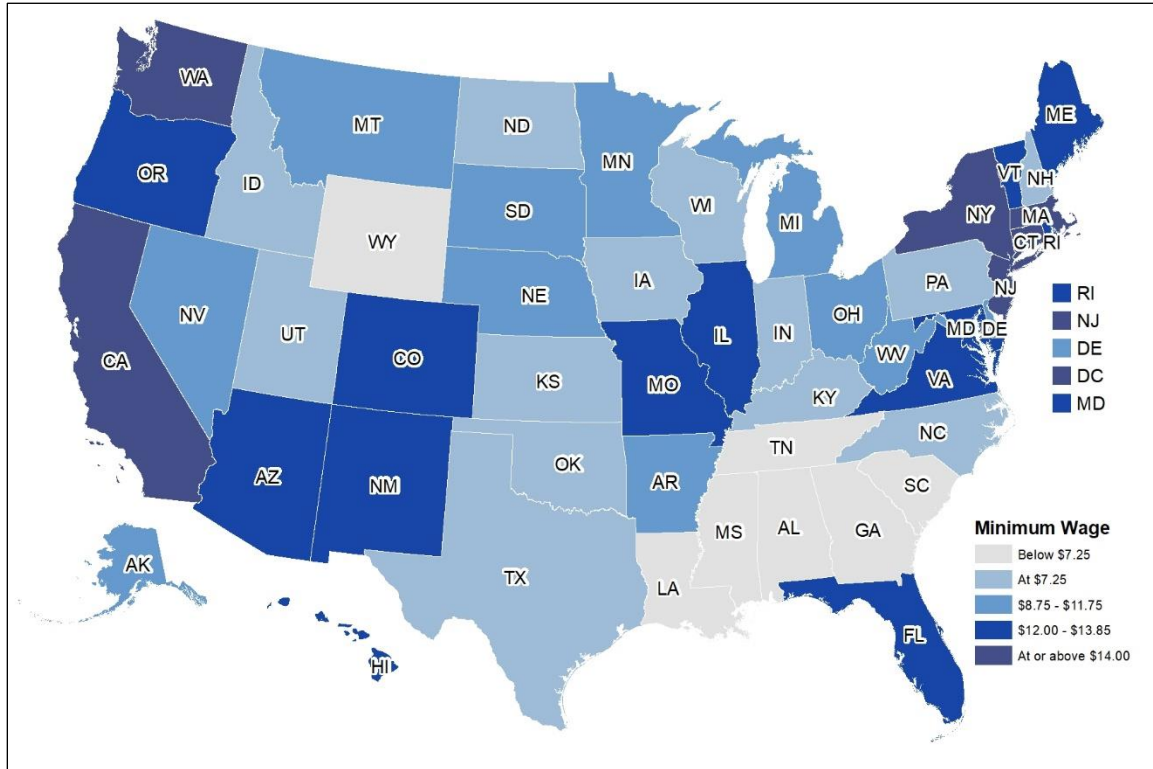
In these 30 states and the District of Columbia, the unweighted average minimum wage is \$12.56 per hour and the median minimum wage rate is \$12.00 per hour. In addition, currently 14 states—California, Connecticut, Delaware, Florida, Hawaii, Illinois, Maryland, Massachusetts, Nebraska, New Jersey, New York, Rhode Island, Virginia, and Washington—and the District of Columbia either already have or have scheduled rate increases to at least \$15.00 per hour by 2026.

Figure 2 shows the geographic and rate dispersion of state minimum wages. In terms of coverage, a majority of the civilian labor force is in states with a minimum wage rate above the federal rate of \$7.25. Specifically, the 30 states and the District of Columbia with minimum wage rates above \$7.25 represent about 63% of the total civilian labor force, which means the federal rate is the wage floor in states representing 37% of the civilian labor force.¹⁰

Of the 30 states and the District of Columbia with minimum wage rates above \$7.25,

- 8 states have rates between \$8.75 and \$10.85 per hour;
- 8 states have rates between \$11.00 and \$12.00 per hour; and
- 14 states and the District of Columbia have rates at or above \$13.00 per hour.

¹⁰ The civilian labor force comprises all individuals 16 years old and over residing in the United States who are either employed or unemployed (i.e., not employed but available for and seeking work). This figure—63% of the labor force—is derived from the civilian labor force estimates from the Bureau of Labor Statistics (BLS) Local Area Unemployment Statistics (LAUS) program. Specifically, the 2021 total civilian labor force in each state was summed for the 30 states and the District of Columbia with a minimum wage higher than the federal minimum wage. This total was then divided by the 2021 civilian labor force for all states and the District of Columbia.

Figure 2. State Minimum Wage Rates in 2023

Source: CRS analysis of state minimum wage statutes. See **Table A-1** for details.

Notes: Rates in this figure are either currently in effect or are scheduled to be in effect at some point in 2023.

Mechanisms for Future Adjustments

In any given year, the exact number of states with a minimum wage rate above the federal rate may vary, depending on what mechanism is in place to adjust the state minimum wage. Some states specifically set rates above the federal rate. Other states have rates above the federal minimum wage because the state minimum wage rate is indexed to a measure of inflation or is increased in legislatively scheduled increments, and thus the state rate changes even if the federal minimum wage stays unchanged.

Below are the three main approaches to regulating the adjustment of state minimum wage rates in states with rates above the federal minimum: legislatively scheduled increases, indexing to inflation, and reference to the federal minimum wage rate.¹¹ In this section, states are counted by the primary method of adjustment. While most states use only one of these methods, some states combine a series of scheduled increases followed by indexing the state rate to a measure of inflation. In these cases, states are counted as “indexing to inflation,” as that is the long-term mechanism of adjustment in place.

¹¹ States may also not provide any mechanism for future minimum wage changes. Of the 30 states and the District of Columbia with minimum wages above the federal rate in 2023, four—Arkansas, Massachusetts, New Mexico, and West Virginia—currently do not provide a mechanism for a future rate adjustment beyond 2023. **Table A-1** provides details.

Legislatively Scheduled Increases

If a state adopts a minimum wage higher than the federal rate, the state legislature may specify a single rate in the enacting legislation and then choose not to address future rates. In these cases, the only mechanism for future rate changes is future legislative action. Alternatively, a state may specify future rates in legislation through a given date. Rhode Island in 2021, for example, set a rate of \$12.25 per hour beginning January 1, 2022, and increasing in steps until the rate is \$15.00 per hour in 2025. After the 2025 increase, the rate is to remain at \$15.00 per hour until further legislative action. This is the same approach taken in the most recent federal minimum wage increase (P.L. 110-28), which increased the minimum wage from \$5.15 an hour in 2007 to \$7.25 per hour in 2009 in three phases. Of the 30 states and the District of Columbia with minimum wage rates above the federal rate, 4 currently have no scheduled increases beyond 2023—Arkansas, Massachusetts, New Mexico, and West Virginia—and 7 have legislatively scheduled rate increases after 2023—Delaware, Hawaii, Illinois, Maryland, Michigan, Nevada, and Rhode Island.¹²

Indexing to Inflation

If a minimum wage rate is established as a fixed amount and not increased, its value will erode over time due to inflation.¹³ For this reason, several states have attempted to maintain the value of the minimum wage over time by indexing the rate to some measure of inflation. This mechanism provides for automatic changes in the minimum wage over time and does not require legislative action to make annual adjustments.

Data in **Table 1** provide details of the states that currently, or will in the future, use indexation to adjust state minimum wage rates. Currently, 13 states and the District of Columbia index state minimum wages to a measure of inflation. In addition, another 6 states are scheduled in a future year to index state minimum wage rates to a measure of inflation. Thus, of the total of 19 states and the District of Columbia that currently or are scheduled to index minimum wage rates,

- 7 states—Arizona, Montana, New York, Oregon, South Dakota, Vermont, and Virginia—index the state minimum wage to the national Consumer Price Index for All Urban Consumers (CPI-U);
- 6 states—California, Florida, Missouri, New Jersey, Ohio, and Washington—index the state minimum wage to the national Consumer Price Index for Urban Wage Earners and Clerical Workers (CPI-W);
- 3 states—Alaska, Colorado, and Nebraska—and the District of Columbia use a subnational version of the CPI-U to index the state minimum wage;
- 1 state—Maine—uses a regional version of the CPI-W to index the minimum wage;
- 1 state—Minnesota—uses the implicit price deflator for Personal Consumption Expenditures (PCE) to index the minimum wage; and
- 1 state—Connecticut—uses the Employment Cost Index (ECI) to index the minimum wage.

¹² This total does not include states that have scheduled increases, followed by indexation to a measure of inflation in future years. It only includes states that solely use legislatively scheduled rate increases.

¹³ For a detailed discussion of indexing the minimum wage, see CRS Report R44667, *The Federal Minimum Wage: Indexation*, by David H. Bradley.

Table I. Indexation Types in States with Minimum Wages Above the FLSA Rate

State	Index Type	Index Started	Additional Criteria
Alaska	CPI-U, Urban Alaska	2017	Rounded up to nearest \$.01; minimum wage must be at least \$1 above FLSA rate
Arizona	CPI-U	2021	Rounded to nearest \$.05
California	CPI-W	2023	Lesser of 3.5% or CPI-W
Colorado	CPI-U, Denver MSA	2021	—
Connecticut ^a	ECI	2024	Rounded to nearest \$.01
District of Columbia	CPI-U, Washington MSA	2021	Rounded to nearest \$.05
Florida	CPI-W	2027	—
Maine	CPI-W, Northeast	2021	Rounded to nearest \$.05
Minnesota	PCE	2018	Lesser of 2.5% or CPI-W, rounded to nearest \$.01
Missouri	CPI-W	2024	Rounded to nearest \$.05
Montana	CPI-U	2011	Rounded to nearest \$.05
Nebraska	CPI-U, Midwest	2027	Rounded up to nearest \$.05
New Jersey	CPI-W	2025	—
New York ^b	CPI-U	2022	Increase is determined by the NY Budget Director based on changes in the CPI-U, state personal income, and state wages, rounded to nearest \$.05
Ohio	CPI-W	2008	Rounded to nearest \$.05
Oregon ^c	CPI-U	2023	Rounded to nearest \$.05
South Dakota	CPI-U	2016	Rounded up to nearest \$.05
Vermont	CPI-U	2019	Rounded to nearest \$.01
Virginia	CPI-U	2027	—
Washington	CPI-W	2021	Rounded to nearest \$.01

Source: CRS analysis of state minimum wage statutes. See **Table A-I** for details.

- a. Index is ECI, Wages and Salaries, All Civilian Workers
- b. The state of New York has four minimum wage rates—large employers in New York City; small employers in New York City; the counties of Nassau, Suffolk, and Westchester; and the remainder of the state. Employers in New York City were required to pay \$15.00 per hour as of 2019 (large employers) and 2020 (small employers). Employers in Nassau, Suffolk, and Westchester counties are required to pay \$15.00 starting in 2022. Employers in the remainder of New York were required to pay \$12.50 as of 2021. Thereafter, the minimum wage in the remainder of the state is scheduled to be increased annually based on changes in the CPI-U, state personal income, and state wages until the rate reaches \$15.00 per hour.
- c. The state of Oregon has three minimum wage rates—Standard, Portland Metro, and Nonurban. Starting in 2023, the Standard rate is scheduled to be increased annually based on changes in the CPI-U. Also starting in 2023 and going forward annually, the Portland Metro rate is to be set at \$1.25 above the Standard rate and the Nonurban rate is to be set at \$1.00 below the Standard rate.

Reference to the Federal Rate

While scheduled increases and indexation are the two main ways that states adjust their minimum wage rates, a few states also add a reference to the federal minimum wage rate as a possible mechanism of adjustment. Thus any time the federal rate changes, the state rate may change.¹⁴ Currently, Alaska, Connecticut, the District of Columbia, and Massachusetts use this federal reference to supplement their primary mechanisms of adjusting state minimum wage rates.

- In Alaska, the state minimum wage rate is indexed to the CPI-U for Urban Alaska. However, Alaska state law requires that the state minimum wage must be at least \$1.00 per hour higher than the federal rate. So it is possible that a federal wage increase could trigger an increase in the Alaska minimum wage, but the main mechanism is indexation to inflation.
- Connecticut state law requires that the state rate must be increased to one-half of 1% more than federal rate in the event that the federal rate increases above Connecticut's minimum wage.
- The District of Columbia's minimum wage rate is the higher of the level required by the District of Columbia statute or the federal rate plus \$1.00. Starting in 2021, the District of Columbia minimum wage was indexed to inflation and the reference to the federal rate is no longer in effect.
- While Massachusetts law includes scheduled rate increases in the minimum wage through 2023, the law also requires that the state rate must be at least \$0.50 above federal minimum wage rate.

Table 2. Summary of States with Enacted Minimum Wage Rates Above \$7.25

As of January 1, 2023 (unless otherwise noted)

State	2022	2023	2024	2025	2026	2027	2028
Alaska	\$10.34	\$10.85	CPI-U	CPI-U	CPI-U	CPI-U	CPI-U
Arizona	\$12.80	\$13.85	CPI-U	CPI-U	CPI-U	CPI-U	CPI-U
Arkansas	\$11.00	\$11.00	\$11.00	\$11.00	\$11.00	\$11.00	\$11.00
California ^a	\$15.00	\$15.50	CPI-W	CPI-W	CPI-W	CPI-W	CPI-W
Colorado	\$12.56	\$13.65	CPI-U	CPI-U	CPI-U	CPI-U	CPI-U
Connecticut ^b	\$14.00	\$15.00	ECI	ECI	ECI	ECI	ECI
Delaware	\$10.50	\$11.75	\$13.25	\$15.00	\$15.00	\$15.00	\$15.00
District of Columbia ^c	\$16.10	\$17.00	CPI-U	CPI-U	CPI-U	CPI-U	CPI-U
Florida ^d	\$11.00	\$12.00	\$13.00	\$14.00	\$15.00	\$15.00	CPI-W
Hawaii ^e	\$12.00	\$12.00	\$14.00	\$14.00	\$16.00	\$16.00	\$18.00
Illinois	\$12.00	\$13.00	\$14.00	\$15.00	\$15.00	\$15.00	\$15.00
Maine	\$12.75	\$13.80	CPI-W	CPI-W	CPI-W	CPI-W	CPI-W
Maryland ^f	\$12.50	\$13.25	\$14.00	\$15.00	\$15.00	\$15.00	\$15.00

¹⁴ The mechanisms discussed here use the federal rate plus an add-on to set a state rate above the federal rate. Many states set the state rate equal to the federal rate, so that the state rate automatically changes when the federal rate changes.

State	2022	2023	2024	2025	2026	2027	2028
Massachusetts ^g	\$14.25	\$15.00	\$15.00	\$15.00	\$15.00	\$15.00	\$15.00
Michigan ^h	\$9.87	\$10.10	\$10.33	\$10.56	\$10.80	\$11.04	\$11.29
Minnesota ⁱ	\$10.33	\$10.59	PCE	PCE	PCE	PCE	PCE
Missouri	\$11.15	\$12.00	CPI-W	CPI-W	CPI-W	CPI-W	CPI-W
Montana	\$9.20	\$9.95	CPI-U	CPI-U	CPI-U	CPI-U	CPI-U
Nebraska	\$9.00	\$10.50	\$12.00	\$13.50	\$15.00	CPI-U	CPI-U
Nevada ^j	\$10.50	\$11.25	\$12.00	\$12.00	\$12.00	\$12.00	\$12.00
New Jersey ^k	\$13.00	\$14.13	\$15.13	CPI-W	CPI-W	CPI-W	CPI-W
New Mexico	\$11.50	\$12.00	\$12.00	\$12.00	\$12.00	\$12.00	\$12.00
New York ^l	\$13.20	\$14.20	CPI-U	CPI-U	CPI-U	CPI-U	CPI-U
Ohio	\$9.30	\$10.10	CPI-W	CPI-W	CPI-W	CPI-W	CPI-W
Oregon ^m	\$13.50	CPI-U	CPI-U	CPI-U	CPI-U	CPI-U	CPI-U
Rhode Island	\$12.25	\$13.00	\$14.00	\$15.00	\$15.00	\$15.00	\$15.00
South Dakota	\$9.95	\$10.80	CPI-U	CPI-U	CPI-U	CPI-U	CPI-U
Vermont	\$12.55	\$13.18	CPI-U	CPI-U	CPI-U	CPI-U	CPI-U
Virginia ⁿ	\$11.00	\$12.00	\$12.00	\$13.50	\$15.00	CPI-U	CPI-U
Washington	\$14.49	\$15.74	CPI-W	CPI-W	CPI-W	CPI-W	CPI-W
West Virginia	\$8.75	\$8.75	\$8.75	\$8.75	\$8.75	\$8.75	\$8.75

Source: Minimum wage rates are from U.S. Dept. of Labor, <http://www.dol.gov/whd/minwage/america.htm> and state websites; Adjustment mechanisms are from state websites and National Conference of State Legislatures, <http://www.ncsl.org/research/labor-and-employment/state-minimum-wage-chart.aspx>.

Notes: In this table, cells with “CPI-U,” “CPI-W,” or “PCE” indicate that the state minimum rate is indexed to the relevant inflation measure in those years.

- a. Prior to 2023, California had different minimum wages based on employer size. The minimum wage for California in 2022 in this table is for large employers, which include those employing 26 or more employees. For employers with 25 or fewer employees, the minimum wage in 2022 was \$14.00 per hour. Effective January 1, 2023, the state minimum wage for all employers in California is \$15.50.
- b. The effective dates for minimum wage increases in Connecticut are October 1, 2019; September 1, 2020; August 1, 2021; July 1, 2022; and June 1, 2023. Starting on January 1, 2024, and each January thereafter, the minimum wage is scheduled to be increased by changes in the Employment Cost Index (ECI). In addition, the Connecticut minimum wage must be the higher of the state rate or one-half of one cent more than the prevailing federal rate.
- c. The minimum wage in the District of Columbia is \$16.10 per hour through June 30, 2023. The indexed rate of \$17.00 is scheduled to go into effect July 1, 2023, based on changes in CPI-U.
- d. Future scheduled rate increases in Florida begin on September 30. Starting January 1, 2028, Florida’s minimum wage is scheduled to be adjusted annually by changes in the CPI-W, with future effective dates of January 1.
- e. The minimum wage in Hawaii was \$10.10 per hour from January 1, 2018, through September 30, 2022. As of October 1, 2022, the minimum wage is \$12.00 per hour. Future rate increases are scheduled to begin on January 1, 2024 (\$14.00), January 1, 2026 (\$16.00), and January 1, 2028 (\$18.00).
- f. The minimum wage for Maryland in this table is for large employers, which are defined as any employer employing 15 or more employees. For employers with 14 or fewer employees, the minimum wage in 2023 is \$12.80 per hour and is scheduled to reach \$15.00 on July 1, 2026.
- g. The Massachusetts minimum wage must be the higher of the state rate or at least \$0.50 per hour higher than the prevailing federal rate.

- h. The minimum wage in Michigan is scheduled to increase to \$12.05 by January 1, 2031. As of February 2023, there is pending litigation in Michigan that might affect the scheduled minimum wage increases in the state. Under potential implementation of a petition adopted in 2018, which was subsequently amended by the Michigan legislature and is now subject to ongoing litigation, the minimum wage in Michigan would be \$13.03 in 2023.
- i. The minimum wage for Minnesota in this table is for large employers, which are defined as enterprises “whose annual gross volume of sales made or business done is not less than \$500,000 (exclusive of excise taxes at the retail level that are separately stated) and covered by the Minnesota Fair Labor Standards Act.” The minimum wage for small employers (defined as enterprises “whose annual gross volume of sales made or business done is less than \$500,000”) is \$8.63 as of January 1, 2023.
- j. In 2023, Nevada will maintain a two-tier minimum wage system that was established in 2006. The 2022 and 2023 minimum wage rates for Nevada in this table are for workers who do not receive qualified health benefits from their employer. The minimum wage for workers receiving qualified health benefits is \$1.00 less per hour. Annual adjustments occur on July 1 of each year. In 2022, Nevada voters approved Ballot Question 2, which eliminates the two-tier minimum wage system and creates a single minimum wage rate of \$12.00 per hour effective July 1, 2024.
- k. New Jersey has multiple minimum wage rates. The rates in this table apply to most employers but different rates exist for seasonal and small employers, agricultural employers, and direct care workers in long-term care facilities. In addition, under New Jersey law the effective minimum wage rate for any given year is the highest of the federal minimum wage rate, the scheduled minimum wage rate established in statute, or the minimum wage rate adjusted by annual changes in the Consumer Price Index for Urban Wage Earners and Clerical Workers (CPI-W).
- l. The state of New York has four minimum wage rates—large employers in New York City, small employers in New York City, New York City suburbs, and the Remainder of the State—each with different scheduled rate increases. Following scheduled increases for large employers (11 or more employees) in New York City, small employers (10 or fewer employees) in New York City, and New York City suburbs to \$15 per hour (in 2019, 2020, and 2022, respectively), the minimum wage rate for the Remainder of the State became indexed in 2022 from its scheduled rate of \$12.50 at that time and remains indexed until it reaches \$15 per hour. Indexation is not applied to the other three New York rates after they reach \$15 per hour. The rate in this table is for the Remainder of the State (outside of New York City and Nassau, Suffolk, and Westchester counties). Future rate increases begin on December 31. See **Table A-1** for details.
- m. The state of Oregon has three minimum wage rates—Standard, Portland Metro, and Nonurban Counties—each with different scheduled rate increases. The rate in this table is the Standard rate. Future rate increases begin on July 1. See **Table A-1** for details.
- n. The minimum wage in Virginia was \$7.25 per hour through April 30, 2021. As of May 1, 2021, the minimum wage is \$9.50 per hour. Future rate increases begin on January 1. The minimum wage increases scheduled for 2025 (\$13.50) and 2026 (\$15.00) will not become effective unless the Virginia General Assembly reenacts these increases prior to July 1, 2024.

States with Scheduled Increases to \$15.00 per Hour

Given the ongoing general interest some have expressed in a possible \$15 per hour minimum wage and legislation considered in recent Congresses, this section provides a brief summary of the states with minimum wages currently scheduled to increase to \$15 in the future. Currently, four states—California, Connecticut, Massachusetts, and Washington—and the District of Columbia have minimum wage rates greater than or equal to \$15 per hour. An additional 10 states—Delaware, Florida, Hawaii, Illinois, Maryland, Nebraska, New Jersey, New York, Rhode Island, and Virginia—have scheduled increases to at least \$15 per hour. Together, these states account for about 40% of the total civilian labor force in 2023.

- **California.** As of January 1, 2023, the minimum wage in California is \$15.50 per hour. Annual adjustments to the minimum wage rate will be the lesser of the annual change in CPI-W or 3.5%, but the minimum wage cannot be decreased even if the CPI-W is negative. Additionally, the governor of California is authorized to pause a scheduled increase for one year if certain economic or budget conditions occur (these pauses are known as *off-ramps*). An economic off-

ramp requires that statewide job growth for the prior three or six months and retail sales receipts for the prior 12 months be negative. A budgetary off-ramp requires that an increase is projected to cause a negative operating reserve of more than 1% of annual revenues in the state budget.

- **Connecticut.** The Connecticut minimum wage is scheduled to increase to \$15.00 starting on June 1, 2023. Starting January 1, 2024, and annually thereafter, the adjustments to the minimum wage rate are to be the annual change in ECI for wages and salaries of all civilian workers. Additionally, the governor of Connecticut is authorized to recommend to the General Assembly suspension of a scheduled increase if there are two consecutive quarters of negative growth in Connecticut's real gross domestic product.
- **Delaware.** Starting on January 1, 2022, the minimum wage in Delaware increased from \$9.25 to \$10.50 per hour. Future annual increases are scheduled until the minimum wage in Delaware reaches \$15.00 per hour on January 1, 2025. There are currently no scheduled increases in the state minimum wage beyond 2025.
- **District of Columbia.** The District of Columbia minimum wage increased to \$15.00 per hour starting on July 1, 2020. Starting July 1, 2021, and annually thereafter, the adjustments to the minimum wage rate are to be the annual change in CPI-U for the Washington MSA. In 2023, the minimum wage in the District of Columbia is scheduled to increase to \$17.00 per hour in July.
- **Florida.** The Florida minimum wage is scheduled to increase to \$15.00 starting on September 30, 2026. Starting January 1, 2028, and annually thereafter, the adjustments to the minimum wage rate are to be the annual change in CPI-W.
- **Hawaii.** The minimum wage in Hawaii was \$10.10 per hour from January 1, 2018, through September 30, 2022. As of October 1, 2022, the minimum wage is scheduled to increase to \$12.00 per hour. Future rate increases are scheduled to begin on January 1, 2024 (\$14.00), January 1, 2026 (\$16.00), and January 1, 2028 (\$18.00). There are currently no scheduled increases in the state minimum wage beyond 2028.
- **Illinois.** The Illinois minimum wage is scheduled to increase to \$15.00 starting on January 1, 2025. There are currently no scheduled increases in the state minimum wage beyond 2025.
- **Maryland.** Large employers (15 or more employees) will be required to pay \$15.00 starting on January 1, 2025, with small employers (14 employees or fewer) required to pay \$15.00 starting on July 1, 2026. There are currently no scheduled increases in the state minimum wage beyond 2026. Additionally, the Maryland Board of Public Works (Board) is authorized to suspend a scheduled increase for one year if the Board determines that total state employment in the most recent six-month period decreased relative to the immediately preceding six-month period. As part of its determination of suspending a minimum wage increase, the Board may also consider the performance of state revenues in the previous six-month period. The Board is authorized to make one suspension of a rate increase during the period of increases to \$15.00.
- **Massachusetts.** The Massachusetts minimum wage increased to \$15.00 starting on January 1, 2023. There are currently no scheduled increases in the state minimum wage beyond 2023.

- **Nebraska.** The Nebraska minimum wage increased to \$10.50 starting in 2023, with scheduled annual increases to \$15.00 starting on January 1, 2026. Starting on January 1, 2027, and annually thereafter, adjustments to the minimum wage rate will be the annual change in CPI-U, Midwest Region.
- **New Jersey.** The New Jersey minimum wage is scheduled to increase to \$15.00 starting on January 1, 2024. Starting January 1, 2025, and annually thereafter, adjustments to the minimum wage rate will be the annual change in CPI-W.
- **New York.** The state of New York has four minimum wage rates—large employers in New York City; small employers in New York City; the counties of Nassau, Suffolk, and Westchester; and the remainder of the state. Large employers (11 or more employees) in New York City were required to pay \$15.00 per hour as of December 31, 2018, and small employers (10 or fewer employees) in New York City as of December 31, 2019. Employers in Nassau, Suffolk, and Westchester counties were required to pay \$15.00 starting on December 31, 2021. Employers in the remainder of New York were required to pay \$12.50 on December 31, 2020. Thereafter, the minimum wage in the remainder of the state is scheduled to be increased annually based on changes in the CPI-U, state personal income, and state wages until the rate reaches \$15.00 per hour.
- **Rhode Island.** Starting on January 1, 2022, the minimum wage in Rhode Island increased from \$11.50 to \$12.25 per hour. Future annual increases are scheduled until the minimum wage in Rhode Island reaches \$15.00 per hour on January 1, 2025. There are currently no scheduled increases in the state minimum wage beyond 2025.
- **Virginia.** The Virginia minimum wage is scheduled to increase to \$15.00 as of January 1, 2026. Starting January 1, 2027, and annually thereafter, the adjustments to the minimum wage rate will be the annual change in CPI-U. The minimum wage increases scheduled for 2025 (\$13.50) and 2026 (\$15.00) will not become effective unless the Virginia General Assembly reenacts these increases prior to July 1, 2024.
- **Washington.** Although Washington did not have legislatively scheduled increases to \$15.00, the minimum wage is adjusted annually by changes in the CPI-W. Due to increases in the CPI-W, the Washington minimum wage increased from \$14.49 in 2022 to \$15.74 in 2023.

Trends in State Minimum Wages

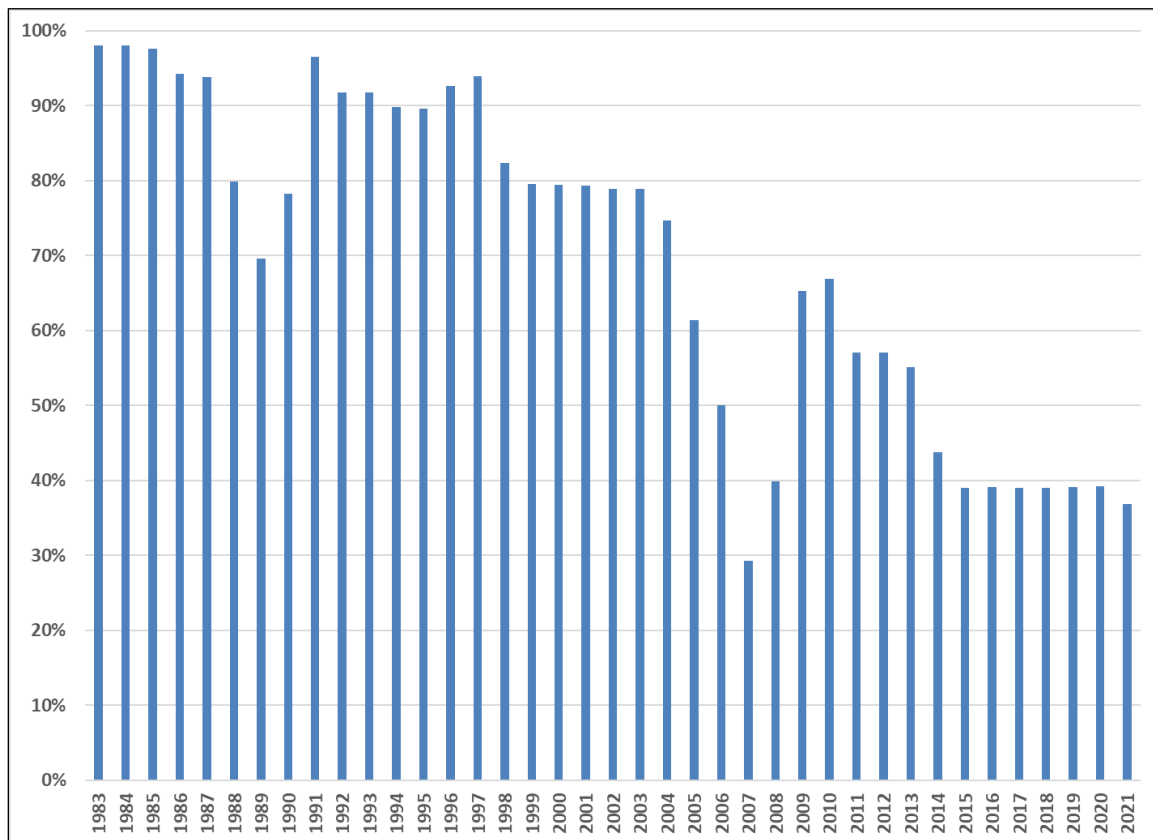
Because federal and state minimum wages do not change in regular intervals or by regular increments, the number of states and the share of the labor force covered by higher minimum wages changes annually. In general, during past periods in which the federal minimum wage has remained constant, more states have enacted higher minimum wage rates and the share of the workforce for which the federal rate serves as the floor likewise has decreased. When the federal rate has increased, some state rates have become equal to or less than the federal rate.

Whereas **Table 2** presents a snapshot of minimum wage rates in the 30 states and the District of Columbia with minimum wages above the federal rate from 2022 through 2028, **Figure 3** shows

the changes in the coverage of the federal minimum wage.¹⁵ Specifically, **Figure 3** plots the percentage of the civilian labor force residing in states in which the federal wage has served as the floor.¹⁶ If no state had a minimum wage above the federal rate, then the federal minimum wage would have been the floor for states in which 100% of the labor force resided. Similarly, if every state had a minimum wage above the current rate of \$7.25, then the federal rate would not have been binding for the labor force. Instead the interaction of federal and state rates has led to the federal minimum wage playing a fluctuating, but generally decreasing, role in establishing a wage floor for the civilian labor force, particularly during periods in which the federal rate was not increased.

Figure 3. How Binding is the Federal Minimum Wage?

The Share of the U.S. Labor Force Residing in States with the Federal Minimum Wage as the Floor



Source: CRS analysis of U.S. Department of Labor, Wage and Hour Division, *Changes in Basic Minimum Wages in Non-Farm Employment Under State Law: Selected Years 1968-2022*, Washington, DC, <https://www.dol.gov/agencies/whd/state/minimum-wage/history>, and state government websites, multiple years.

¹⁵ Because the prevailing federal minimum wage and state minimum wages go into effect at various points in a given year, the analysis in this section considers the years before and after federal changes have gone into effect. This is because the number of states with higher minimum wages may be different on January 1 of a given year than on December 31 of that same year. To avoid complications of within-year changes, the summaries in this section are based on rate increases that occurred any time during the year (e.g., the federal increase to \$7.25 on July 24, 2009, is reflected as a rate of \$7.25 for all of 2009). In addition, unless otherwise noted in this section, the District of Columbia is counted as a state for simplicity of presentation.

¹⁶ The federal minimum wage is the floor for “covered workers” (see previous discussion on enterprise and individual coverage) in these states. Generally, the great majority of workers are covered. For those who are not covered, the state minimum wage is likely to be the wage floor.

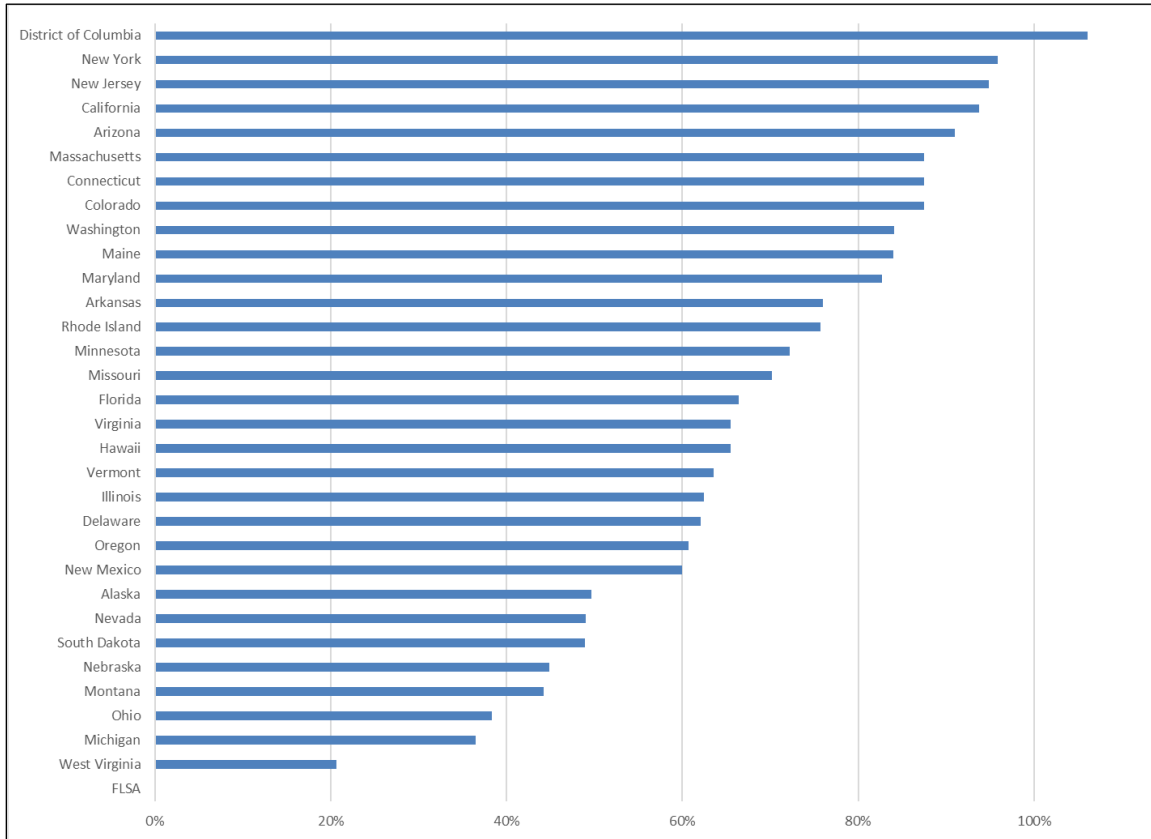
Notes: Prior to 1993, the District of Columbia did not have a broad minimum wage covering the general population. Thus for periods prior to 1993, this report uses a weighted average of occupation-specific minimum wages, as reported in David Neumark and Olena Nizalova, *Minimum Wage Effects in the Longer Run*, National Bureau of Economic Research, Working Paper 10656, Cambridge, MA, March 2006, <http://www.nber.org/papers/w10656>. Based on this data, the District of Columbia has maintained a minimum wage above the federal rate for the entire 1983-2022 period.

Examining the specific time periods around changes in the federal minimum wage (see **Figure 1** for the history of federal minimum wage rate changes), data in **Figure 3** show a general trend toward a lower share of the labor force being covered by the federal minimum wage only. Federal rate increases in 2007 through 2009 mitigated this reduction, as did earlier changes in the federal rate.

- In the period from 1983 through 1989, the federal minimum wage remained constant at \$3.35 per hour. Prior to the federal increases in 1990 and 1991, the number of states with higher minimum wages rose from 3 in 1984 to 16 in 1989 and the share of the U.S. civilian labor force in states for which the federal rate was the floor fell from 98% to 70%.
- Following a two-step federal increase in 1990 and 1991 from \$3.35 to \$4.25 per hour, the number of states with higher minimum wages fell to 8 in 1992, which meant that the federal rate was the floor for states comprising 92% of the civilian labor force.
- The next federal minimum wage increase occurred in two steps in 1996 and 1997, increasing from \$4.25 to \$5.15 per hour. Prior to that increase, in 1995, there were 10 states, representing 10% of the civilian labor force, with minimum wages above the federal rate. After the second increase in 1997, the number of states with higher minimum wages dropped to 8, but the share of the labor force in states for which the federal rate served as a floor decreased to 82%.
- The federal minimum wage did not increase after 1997 until 2007. During much of that period the number of states with higher minimum wages stayed somewhat steady, increasing from 8 (comprising 18% of the civilian labor force) in 1998 to 12 (comprising 21% of the civilian labor force) in 2003. However, by 2006, 22 states representing 50% of the civilian labor force had minimum wage rates above the federal rate. This increase was due in part to a few populous states, such as Florida, Michigan, and New York, adopting minimum wage rates above the federal rate in this period.
- Following the three-step increase in the federal minimum wage from \$5.15 to the current \$7.25 (2007-2009), 15 states, comprising 33% of the civilian labor force, had rates above the federal minimum wage in 2010. By 2022, this rose to 30 states and the District of Columbia, which means that the federal rate is the wage floor in states representing 37% of the civilian labor force.

The data in **Figure 4** show another way to measure the growing discrepancy between state minimum wages and the FLSA rate. Specifically, since 2009—the last time the FLSA rate increased—the 30 states and the District of Columbia with rates above \$7.25 in 2023 have seen increased minimum wage rates ranging between 21% and 106%. For example, New Jersey, which had a minimum wage equal to the FLSA rate of \$7.25 in 2009, has a rate of \$14.13 in 2023, an increase of 95%. Of this group of 30 states and the District of Columbia with rates above \$7.25 in 2023, 16 states had rates of \$7.25 or less in 2009. Unlike the FLSA rate, which has remained the same since 2009, rates in these 16 states in 2023 range from \$1.50 (West Virginia) to \$6.95 (New York) above \$7.25.

Figure 4. Percentage Change in State Minimum Wage Rates, 2009-2023
 FLSA Rate and State Rates in States with Minimum Wages Above \$7.25 in 2023



Source: CRS analysis of U.S. Department of Labor, Wage and Hour Division, *Changes in Basic Minimum Wages in Non-Farm Employment Under State Law: Selected Years 1968-2022*, Washington, DC, <https://www.dol.gov/agencies/whd/state/minimum-wage/history>; and state government websites, multiple years.

Notes: 2023 rates become effective at some point in calendar year 2023.

Appendix. Selected Characteristics of State Minimum Wage Policies

For the 30 states and the District of Columbia with state minimum wage rates above the federal rate as of 2023, **Table 2** and much of the text above summarizes information on those states' minimum wage policies, highlighting minimum wage rates and mechanisms used to establish and adjust wage rates. As discussed previously, for those states with current or scheduled minimum wages above the federal rate, three main mechanisms are in place to adjust future rates: (1) scheduled increases, (2) indexation to inflation, or (3) reference to the federal rate plus an add-on (i.e., a state minimum wage is a percentage or dollar amount above the federal rate). For the 20 states with minimum wage rates equal to or below the federal rate, however, there are no mechanisms in place to move rates above the federal rate. Thus, the main difference within this group of states is the relationship of the state rate, if any, to the federal rate.

For those 20 states with minimum wages equal to or below the federal rate, the state rate may be set in four ways:¹⁷

- No state minimum wage provisions: In five states—Alabama, Louisiana, Mississippi, South Carolina, and Tennessee—there are no provisions for state minimum wage rates. In practice, this means that most workers in these states are covered by the FLSA minimum wage provisions since coverage is generally broad.
- State minimum wage provisions with no reference to the FLSA: Five states have state minimum wage rates but do not reference the FLSA. Two of these states—Georgia and Wyoming—have state rates below \$7.25, while three of these states—Kansas, North Dakota, and Wisconsin—have rates equal to \$7.25. However, because there is no reference to the FLSA rate or other provision for adjustment in any of these states, the state rate does not change unless the state policy is changed.
- State minimum wage equals the FLSA rate: Five states—Idaho, Indiana, New Hampshire, Oklahoma, and Texas—set the state rate equal to the FLSA rate. Thus, when the FLSA rate changes, the state rates in these five states change to equal the FLSA rate.
- State minimum wage equals FLSA rate if FLSA is greater: In four states—Iowa, Kentucky, North Carolina, and Pennsylvania—the state rate is specified separately but includes a provision to equal the FLSA rate if the latter is above the state specified rate.

Table A-1 provides detailed information about minimum wage policies in the 50 states and the District of Columbia, including those summarized in a more concise manner in **Table 2**.

¹⁷ Utah does not fit entirely into any of the four categories. Utah state law authorizes the Utah Labor Commissioner to set the state rate but prohibits the commissioner from setting a rate higher than the FLSA rate.

Table A-1. Selected State Minimum Wage Policies

As of January 1, 2023 (unless otherwise noted)

State	State Legislation or Policy Citation	Pertinent Language and Notes
Alabama	No state minimum wage law	n/a
Alaska	Alaska Statute 23.10.065	<p>“(a) Except as otherwise provided for in law, an employer shall pay to each employee a minimum wage, as established herein, for hours worked in a pay period, whether the work is measured by time, piece, commission or otherwise. An employer may not apply tips or gratuities bestowed upon employees as a credit toward payment of the minimum hourly wage required by this section. Tip credit as defined by the Fair Labor Standards Act of 1938 as amendment does not apply to the minimum wage established by this section. Beginning with the passage of this Act, the minimum wage shall be \$8.75 per hour effective January 1, 2015, \$9.75 per hour effective January 1, 2016 and thereafter adjusted annually for inflation. The adjustment shall be calculated each September 30, for the proceeding January-December calendar year, by the Alaska Department of Labor and Workforce Development, using 100 percent of the rate of inflation based on the Consumer Price Index for all urban consumers for the Anchorage metropolitan area, compiled by the Bureau of Labor Statistics, United States Department of Labor; the department shall round the adjusted minimum hourly wage up to the nearest one cent; the adjusted minimum hourly wage shall apply to work performed beginning on January 1 through December 31 of the year for which it is effective.</p> <p>(d) If the minimum wage determined under (a) of this section is less than one dollar over the federal minimum wage, the Alaska minimum wage shall be set at one dollar over the federal minimum wage. This amount shall be adjusted in subsequent years by the method established in (a) of this section.”</p>
Arizona	Arizona Revised Statutes, 23-363	<p>“A. Employers shall pay employees no less than the minimum wage, which shall be not less than: ... 4. \$12 on and after January 1, 2020.</p> <p>B. The minimum wage shall be increased on January 1, 2021 and on January 1 of successive years, by the increase in the cost of living. The increase in the cost of living shall be measured by the percentage increase as of August of the immediately preceding year over the level as of August of the previous year of the consumer price index (all urban consumers, U.S. city average for all items) or its successor index as published by the U.S. department of labor or its successor agency, with the amount of the minimum wage increase rounded to the nearest multiple of five cents.”</p>
Arkansas	Arkansas Code Annotated, §11-4-210	<p>“(a)(3) Beginning January 1, 2019, every employer shall pay each of his or her employees’ wages at the rate of not less than nine dollars and twenty-five cents (\$9.25) per hour, beginning January 1, 2020 the rate of not less than ten dollars (\$10.00) per hour and beginning January 1, 2021 the rate of not less than eleven dollars (\$11.00) per hour except as otherwise provided in this subchapter.”</p>

State	State Legislation or Policy Citation	Pertinent Language and Notes
California	California Labor Code 1182.12	<p>“(b) Notwithstanding any other provision of this part, on and after July 1, 2014, the minimum wage for all industries shall be not less than nine dollars (\$9.00) per hour, and on and after January 1, 2016, the minimum wage for all industries shall be not less than ten dollars (\$10.00) per hour.</p> <p>(1) For any employer who employs 26 or more employees, the minimum wage shall be as follows:</p> <p>(F) From January 1, 2022, and until adjusted by subdivision (c)—fifteen dollars (\$15) per hour.</p> <p>(2) For any employer who employs 25 or fewer employees, the minimum wage shall be as follows:</p> <p>(E) From January 1, 2022, to December 31, 2022, inclusive,—fourteen dollars (\$14) per hour. (F) From January 1, 2023, and until adjusted by subdivision (c)—fifteen dollars (\$15) per hour.</p> <p>(c) (1) Following the implementation of the minimum wage increase specified in subparagraph (F) of paragraph (2) of subdivision (b), on or before August 1 of that year, and on or before each August 1 thereafter, the Director of Finance shall calculate an adjusted minimum wage. The calculation shall increase the minimum wage by the lesser of 3.5 percent and the rate of change in the averages of the most recent July 1 to June 30, inclusive, period over the preceding July 1 to June 30, inclusive, period for the United States Bureau of Labor Statistics nonseasonally adjusted United States Consumer Price Index for Urban Wage Earners.”</p>
Colorado	Colo. Const. Art. XVIII, Section 15	<p>“Effective January 1, 2017, Colorado’s minimum wage is increased to \$ 9.30 per hour and is increased annually by \$ 0.90 each January 1 until it reaches \$ 12 per hour effective January 2020, and thereafter is adjusted annually for cost of living increases, as measured by the Consumer Price Index used for Colorado. This minimum wage shall be paid to employees who receive the state or federal minimum wage.”</p>
Connecticut	Connecticut State Statutes Section 31-58	<p>“(1) A wage of not less than ... effective August 1, 2021, not less than thirteen dollars per hour, and effective July 1, 2022, not less than fourteen dollars per hour, and effective June 1, 2023, not less than fifteen dollars per hour. On October 15, 2023, and on each October fifteenth thereafter, the Labor Commissioner shall announce the adjustment in the minimum fair wage which shall become the new minimum fair wage and shall be effective on January first immediately following. On January 1, 2024, and not later than each January first thereafter, the minimum fair wage shall be adjusted by the percentage change in the employment cost index, or its successor index, for wages and salaries for all civilian workers, as calculated by the United States Department of Labor, over the twelve-month period ending on June thirtieth of the preceding year, rounded to the nearest whole cent.”</p>
Delaware	Delaware Code Title 19-902	<p>“(a) Except as may otherwise be provided under this chapter, every employer shall pay to every employee in any occupation wages of a rate: ...</p> <p>(3) Not less than \$11.75 per hour effective January 1, 2023;</p> <p>(4) Not less than \$13.25 per hour effective January 1, 2024;</p> <p>(5) Not less than \$15.00 per hour effective January 1, 2025.</p> <p>Upon the establishment of a federal minimum wage in excess of the state minimum wage, the minimum wage in this State shall be equal in amount to the federal minimum wage, except as may otherwise be provided under this chapter.”</p>

State	State Legislation or Policy Citation	Pertinent Language and Notes
District of Columbia	D.C. Code Section 32-1003	<p>“(5)(A) Except as provided in subsection (h) of this section and subparagraph (B) of this paragraph, the minimum hourly wage required to be paid to an employee by an employer shall be as of: ...</p> <p>(v) July 1, 2020: \$15.00.</p> <p>(B) If the minimum wage set by the United States government pursuant to the Fair Labor Standards Act (“U.S. minimum wage”) is greater than the minimum hourly wage currently being paid pursuant to subparagraph (A) of this paragraph, the minimum hourly wage paid to an employee by an employer shall be the U.S. minimum wage plus \$1.</p> <p>(6)(A) Except as provided in subsection (h) of this section, beginning on July 1, 2021, and no later than July 1 of each successive year, the minimum wage provided in this subsection shall be increased in proportion to the annual average increase, if any, in the Consumer Price Index for All Urban Consumers in the Washington Metropolitan Statistical Area published by the Bureau of Labor Statistics of the United States Department of Labor for the previous calendar year. Any increase under this paragraph shall be adjusted to the nearest multiple of \$.05.”</p>
Florida	<p>Florida Constitution, Article X, Section 24</p> <p>Florida Labor Statute 448-110 (4)(a)</p>	<p>“(c) ... Effective September 30th, 2021, the existing state Minimum Wage shall increase to \$10.00 per hour, and then increase each September 30th thereafter by \$1.00 per hour, until the Minimum Wage reaches \$15.00 per hour on September 30th, 2026. On September 30th of 2027 that year and on each following September 30th, the state Agency for Workforce Innovation shall calculate an adjusted Minimum Wage rate by increasing the current Minimum Wage rate by the rate of inflation during the twelve months prior to each September 1st using the consumer price index for urban wage earners and clerical workers, CPI-W, or a successor index as calculated by the United States Department of Labor. Each adjusted Minimum Wage rate calculated shall be published and take effect on the following January 1st.”</p>
Georgia	Georgia Code 34-4-3	<p>“(a) Except as otherwise provided in this Code section, every employer, whether a person, firm, or corporation, shall pay to all covered employees a minimum wage which shall be not less than \$5.15 per hour for each hour worked in the employment of such employer.”</p>
Hawaii	Hawaii Revised Statutes 387-2	<p>“(a) Except as provided in section 387-9 and this section, every employer shall pay to each employee employed by the employer, wages at the rate of not less than: ...</p> <p>(8) \$12.00 per hour beginning October 1, 2022.</p> <p>(8) \$14.00 per hour beginning January 1, 2024.</p> <p>(8) \$16.00 per hour beginning January 1, 2026.</p> <p>(8) \$18.00 per hour beginning January 1, 2028.”</p>
Idaho	Idaho Statutes 44-1502	<p>“MINIMUM WAGES. (1) Except as hereinafter otherwise provided, no employer shall pay to any of his employees any wages computed at a rate of less than seven dollars and twenty-five cents (\$7.25) per hour for employment. The amount of the minimum wage shall conform to, and track with, the federal minimum wage.</p> <p>4) No political subdivision of this state, as defined by section 6-902, Idaho Code, shall establish by ordinance or other action minimum wages higher than the minimum wages provided in this section.”</p>

State	State Legislation or Policy Citation	Pertinent Language and Notes
Illinois	Illinois Compiled Statutes 820-105/4	“from January 1, 2023 through December 31, 2023 every employer shall pay to each of his or her employees who is 18 years of age or older in every occupation wages of not less than \$13 per hour, and from January 1, 2024 through December 31, 2024, every employer shall pay to each of his or her employees who is 18 years of age or older in every occupation wages of not less than \$14 per hour; and on and after January 1, 2025, every employer shall pay to each of his or her employees who is 18 years of age or older in every occupation wages of not less than \$15 per hour.”
Indiana	Indiana Code 22-2-2-4	“(c) Except as provided in subsection (d), every employer employing at least two (2) employees during a work week shall, in any work week in which the employer is subject to this chapter, pay each of the employees in any work week beginning on or after June 30, 2007, wages of not less than the minimum wage payable under the federal Fair Labor Standards Act of 1938, as amended (29 U.S.C. 201 et seq.).”
Iowa	Iowa Code 91D.1	“1. a. The state hourly wage shall be at least \$6.20 as of April 1, 2007, and \$7.25 as of January 1, 2008. b. Every employer, as defined in the federal Fair Labor Standards Act of 1938, as amended to January 1, 2007, shall pay to each of the employer's employees, as defined in the federal Fair Labor Standards Act of 1938, as amended to January 1, 2007, the state hourly wage stated in paragraph "a", or the current federal minimum wage, pursuant to 29 U.S.C. § 206, as amended, whichever is greater.”
Kansas	Kansas Statute 44-1203	“Except as otherwise provided in the minimum wage and maximum hours law, every employer shall pay to each employee wages at a rate as follows: (2) on and after January 1, 2010, employee wages shall be paid at a rate of not less than \$7.25 an hour.”
Kentucky	Kentucky Revised Code 337.275	“Except as may otherwise be provided by this chapter, every employer shall pay to each of his employees wages at a rate of not less than five dollars and eighty-five cents (\$5.85) an hour beginning on June 26, 2007, not less than six dollars and fifty-five cents (\$6.55) an hour beginning July 1, 2008, and not less than seven dollars and twenty-five cents (\$7.25) an hour beginning July 1, 2009. If the federal minimum hourly wage as prescribed by 29 U.S.C. sec. 206(a)(1) is increased in excess of the minimum hourly wage in effect under this subsection, the minimum hourly wage under this subsection shall be increased to the same amount, effective on the same date as the federal minimum hourly wage rate.”
Louisiana	No state minimum wage law	n/a
Maine	Maine Revised Statutes 26, Section 664 (1)	“1. Minimum wage.... starting January 1, 2020, the minimum hourly wage is \$12.00 per hour. On January 1, 2021 and each January 1 st thereafter, the minimum hourly wage then in effect must be increased by the increase, if any, in the cost of living. The increase in the cost of living must be measured by the percentage increase, if any, as of August of the previous year over the level as of August of the year preceding that year in the Consumer Price Index for Urban Wage Earners and Clerical Workers, CPI-W, for the Northeast Region, or its successor index, as published by the United States Department of Labor, Bureau of Labor Statistics or its successor agency, with the amount of the minimum wage increase rounded to the nearest multiple of 5¢. If the highest federal minimum wage is increased in excess of the minimum wage in effect under this section, the minimum wage under this section is increased to the same amount, effective on the same date as the increase in the federal minimum wage, and must be increased in accordance with this section thereafter.”

State	State Legislation or Policy Citation	Pertinent Language and Notes
Maryland	Maryland Labor and Employment Code 3-413	<p>“(a)(1) In this section the following words have the meanings indicated.</p> <p>(2) “Employer” includes a governmental unit.</p> <p>(3) “Small employer” means an employer that employs 14 or fewer employees.</p> <p>(b) Except as provided in subsection (d) of this section and §§ 3–413.1 and 3–414 of this subtitle, each employer shall pay:</p> <p>(1) to each employee who is subject to both the federal Act and this subtitle, at least the greater of:</p> <ul style="list-style-type: none"> (i) the minimum wage for that employee under the federal Act; or (ii) the State minimum wage set under subsection (c) of this section; and <p>(2) to each other employee who is subject to this subtitle, at least the greater of:</p> <ul style="list-style-type: none"> (i) the highest minimum wage under the federal Act; or (ii) the State minimum wage set under subsection (c) of this section. <p>(c)(1) Subject to § 3–413.1 of this subtitle and except as provided in paragraph (2) of this subsection, the State minimum wage rate is: ...</p> <ul style="list-style-type: none"> (vi) for the 12–month period beginning January 1, 2023, \$13.25 per hour; (vii) for the 12–month period beginning January 1, 2024, \$14.00 per hour; and (viii) beginning January 1, 2025, \$15.00 per hour. <p>(2) Subject to § 3–413.1 of this subtitle, the State minimum wage rate for a small employer is: ...</p> <ul style="list-style-type: none"> (v) for the 12–month period beginning January 1, 2023, \$12.80 per hour; (vi) the 12–month period beginning January 1, 2024, \$13.40 per hour; (vii) for the 12–month period beginning January 1, 2025, \$14.00 per hour; (viii) the 6–month period beginning January 1, 2026, \$14.60 per hour; and (ix) Beginning July 1, 2026, \$15.00 per hour.”
Massachusetts	Massachusetts General Laws Chapter 151, Section 1	<p>“Section 1. It is hereby declared to be against public policy for any employer to employ any person in an occupation in this commonwealth at an oppressive and unreasonable wage as defined in section two, and any contract, agreement or understanding for or in relation to such employment shall be null and void. A wage of less than \$15.00 per hour, in any occupation, as defined in this chapter, shall conclusively be presumed to be oppressive and unreasonable, wherever the term ‘minimum wage’ is used in this chapter, unless the commissioner has expressly approved or shall expressly approve the establishment and payment of a lesser wage under the provisions of sections seven and nine.</p> <p>Notwithstanding the provisions of this section, in no case shall the minimum wage rate be less than \$.50 higher than the effective federal minimum rate.”</p>

State	State Legislation or Policy Citation	Pertinent Language and Notes
Michigan	Michigan Compiled Laws 408.934	<p>“Sec. 4.</p> <p>(1) Subject to the exceptions specified in this act, the minimum hourly wage rate is: ...</p> <ul style="list-style-type: none"> (j) In calendar year 2023, or a subsequent calendar year as described in subsection (2), \$10.33. (k) In calendar year 2024, or a subsequent calendar year as described in subsection (2), \$10.56. (l) In calendar year 2025, or a subsequent calendar year as described in subsection (2), \$10.80. (m) In calendar year 2026, or a subsequent calendar year as described in subsection (2), \$11.04. (n) In calendar year 2027, or a subsequent calendar year as described in subsection (2), \$11.29. (o) In calendar year 2028, or a subsequent calendar year as described in subsection (2), \$11.54. (p) In calendar year 2029, or a subsequent calendar year as described in subsection (2), \$11.79. (q) In calendar year 2030, or a subsequent calendar year as described in subsection (2), \$12.05. <p>(2) An increase in the minimum hourly wage rate as prescribed in subsection (1) does not take effect if the unemployment rate for this state, as determined by the Bureau of Labor Statistics, United States Department of Labor, is 8.5% or greater for the calendar year preceding the calendar year of the prescribed increase. An increase in the minimum hourly wage rate as prescribed in subsection (1) that does not take effect pursuant to this subsection takes effect in the first calendar year following a calendar year for which the unemployment rate for this state, as determined by the Bureau of Labor Statistics, United States Department of Labor, is less than 8.5%.”</p>
Minnesota	Minnesota Statutes 177.24	<p>“(a) For purposes of this subdivision, the terms defined in this paragraph have the meanings given them.</p> <p>(1) ‘Large employer’ means an enterprise whose annual gross volume of sales made or business done is not less than \$500,000 (exclusive of excise taxes at the retail level that are separately stated) and covered by the Minnesota Fair Labor Standards Act, sections 177.21 to 177.35.</p> <p>(2) ‘Small employer’ means an enterprise whose annual gross volume of sales made or business done is less than \$500,000 (exclusive of excise taxes at the retail level that are separately stated) and covered by the Minnesota Fair Labor Standards Act, sections 177.21 to 177.35.</p> <p>(b) Except as otherwise provided in sections 177.21 to 177.35:</p> <ul style="list-style-type: none"> (1) every large employer must pay each employee wages at a rate of at least: ... <ul style="list-style-type: none"> (iii) \$9.50 per hour beginning August 1, 2016; and (iv) the rate established under paragraph (f) beginning January 1, 2018; and (2) every small employer must pay each employee at a rate of at least:... <ul style="list-style-type: none"> (iii) \$7.75 per hour beginning August 1, 2016; and (iv) the rate established under paragraph (f) beginning January 1, 2018.... <p>(f) No later than August 31 of each year, beginning in 2017, the commissioner shall determine the percentage increase in the rate of inflation, as measured by the implicit price deflator, national data for personal consumption expenditures as determined by the United States Department of Commerce, Bureau of Economic Analysis during the 12-month period immediately preceding that August or, if that data is unavailable, during the most recent 12-month period for which data is available. The minimum wage rates in paragraphs (b), (c), (d), and (e) are increased by the lesser of: (1) 2.5 percent, rounded to the nearest cent; or (2) the percentage calculated by the commissioner, rounded to the nearest cent. A minimum wage rate shall not be reduced under this paragraph. The new minimum wage rates determined under this paragraph take effect on the next January 1.”</p>
Mississippi	No state minimum wage law	n/a

State	State Legislation or Policy Citation	Pertinent Language and Notes
Missouri	Missouri Revised Statutes 290.502	<p>“3. Except as may be otherwise provided pursuant to sections 290.500 to 290.530, and notwithstanding subsection 1* of this section, effective January 1, 2019, every employer shall pay to each employee wages at the rate of not less than \$8.60 per hour, or wages at the same rate or rates set under the provisions of federal law as the prevailing federal minimum wage applicable to those covered jobs in interstate commerce, whichever rate per hour is higher. Thereafter, the minimum wage established by this subsection shall be increased each year by \$.85 per hour, effective January 1 of each of the next four years, until it reaches \$12.00 per hour, effective January 1, 2023. Thereafter, the minimum wage established by this subsection shall be increased or decreased on January 1, 2024, and on January 1 of successive years, per the method set forth in subsection 2** of this section. If at any time the federal minimum wage rate is above or is thereafter increased above the minimum wage then in effect under this subsection, the minimum wage required by this subsection shall continue to be increased pursuant to this subsection ***, but the higher federal rate shall immediately become the minimum wage required by this subsection and shall be increased or decreased per the method set forth in subsection 2** for so long as it remains higher than the state minimum wage required and increased pursuant to this subsection.”</p>
Montana	Montana Code Annotated 39-3-409	<p>“(1) The minimum wage, except as provided in subsection (3), must be the greater of either:</p> <ul style="list-style-type: none"> (a) the minimum hourly wage rate as provided under the federal Fair Labor Standards Act of 1938 (29 U.S.C. 206(a)(1)), excluding the value of tips received by the employee and the special provisions for a training wage; or (b) \$6.15 an hour, excluding the value of tips received by the employee and the special provisions for a training wage. <p>(2)(a) The minimum wage is subject to a cost-of-living adjustment, as provided in subsection (2)(b).</p> <p>(b) No later than September 30 of each year, an adjustment of the wage amount specified in subsection (1) must be made based upon the increase, if any, from August of the preceding year to August of the year in which the calculation is made in the consumer price index, U.S. city average, all urban consumers, for all items, as published by the bureau of labor statistics of the United States department of labor.</p> <p>(c) The wage amount established under this subsection (2):</p> <ul style="list-style-type: none"> (i) must be rounded to the nearest 5 cents; and (ii) becomes effective as the new minimum wage, replacing the dollar figure specified in subsection (1), on January 1 of the following year. <p>(3) The minimum wage rate for a business whose annual gross sales are \$110,000 or less is \$4 an hour.”</p>

State	State Legislation or Policy Citation	Pertinent Language and Notes
Nebraska	Nebraska Revised Statutes 48-1203	<p>“(1) Except as otherwise provided in this section and section 48-1203.01, every employer shall pay to each of his or her employees a minimum wage of: ...</p> <p>(b) Ten dollars and fifty cents per hour on and after January 1, 2023, through December 31, 2023;</p> <p>(c) Twelve dollars per hour on and after January 1, 2024, through December 31, 2024;</p> <p>(d) Thirteen dollars and fifty cents per hour on and after January 1, 2025, through December 31, 2025; and</p> <p>(e) Fifteen dollars per hour on and after January 1, 2026, through December 31, 2026.</p> <p>(2) The minimum wage established in subdivision (1)(e) of this section shall be increased on January 1, 2027, and on January 1 of successive years, by the increase in the cost of living. The increase in the cost of living shall be measured by the percentage increase, if any, as of August of the previous year over the level as of August of the year preceding that year in the consumer price index for all urban consumers (CPI-U) for the Midwest Region, or its successor index, as published by the U.S. Department of Labor, or its successor agency, with the amount of the minimum wage increase rounded up to the nearest multiple of five cents. No later than October 15 of each year, commencing October 15, 2026, the Nebraska Department of Labor shall calculate and publish the minimum wage rate that will take effect the following January 1.”</p>
Nevada	<p>Nevada Revised Statutes 608.250</p> <p>Nevada Constitution Article 15 Sect. 16</p>	<p>“Each employer shall pay to each employee of the employer a wage of not less than: ...</p> <p>(d) Beginning July 1, 2022:</p> <p>(1) If the employer offers health benefits to the employee in the manner described in Section 16 of Article 15 of the Nevada Constitution, \$9.50 per hour worked.</p> <p>(2) If the employer does not offer health benefits to the employee in the manner described in Section 16 of Article 15 of the Nevada Constitution, \$10.50 per hour worked.</p> <p>(e) Beginning July 1, 2023:</p> <p>(1) If the employer offers health benefits to the employee in the manner described in Section 16 of Article 15 of the Nevada Constitution, \$10.25 per hour worked.</p> <p>(2) If the employer does not offer health benefits to the employee in the manner described in Section 16 of Article 15 of the Nevada Constitution, \$11.25 per hour worked.</p> <p>(f) Beginning July 1, 2024:</p> <p>(1) If the employer offers health benefits to the employee in the manner described in Section 16 of Article 15 of the Nevada Constitution, \$11.00 per hour worked.</p> <p>(2) If the employer does not offer health benefits to the employee in the manner described in Section 16 of Article 15 of the Nevada Constitution, \$12.00 per hour worked.”</p>
New Hampshire	New Hampshire Revised Statutes 279:21	<p>“Unless otherwise provided by statute, no person, firm, or corporation shall employ any employee at an hourly rate lower than that set forth in the federal minimum wage law, as amended.”</p>

State	State Legislation or Policy Citation	Pertinent Language and Notes
New Jersey	New Jersey Legislative Statutes 34:11-56a4	<p>“5. a. Except as provided in subsections c., d., e. and g. of this section, each employer shall pay to each of his employees wages at a rate of not less than \$8.85 per hour as of January 1, 2019 and, on January 1 of 2020 and January 1 of each subsequent year, the minimum wage shall be increased by any increase in the consumer price index for all urban wage earners and clerical workers (CPI-W) as calculated by the federal government for the 12 months prior to the September 30 preceding that January 1, except that any of the following rates shall apply if it exceeds the rate determined in accordance with the applicable increase in the CPI-W for the indicated year: on July 1, 2019, the minimum wage shall be \$10.00 per hour; on January 1, 2020, the minimum wage shall be \$11.00 per hour; and on January 1 of each year from 2021 to 2024, inclusive, the minimum wage shall be increased from the rate of the preceding year by \$1.00 per hour. If the federal minimum hourly wage rate set by section 6 of the federal "Fair Labor Standards Act of 1938" (29 U.S.C. s.206), or a successor federal law, is raised to a level higher than the State minimum wage rate set by this subsection, then the State minimum wage rate shall be increased to the level of the federal minimum wage rate and subsequent increases based on increases in the CPI-W pursuant to this section shall be applied to the higher minimum wage rate.”</p>
New Mexico	New Mexico Statutes 50-4-22	<p>“A. Except as provided in Subsection B or D of this section, an employer shall pay to an employee a minimum wage rate of: ... (5) on and after January 1, 2023, at least twelve dollars (\$12.00) an hour.”</p>

State	State Legislation or Policy Citation	Pertinent Language and Notes
New York	New York Labor Law, Minimum Wage Act, Article 19, Section 652	<p>“(a) New York City.</p> <p>(i) Large employers. Every employer of eleven or more employees shall pay to each of its employees for each hour worked in the city of New York a wage of not less than: ...</p> <p>\$15.00 per hour on and after December 31, 2018, or, if greater, such other wage as may be established by federal law pursuant to 29 U.S.C. section 206 or its successors or such other wage as may be established in accordance with the provisions of this article.</p> <p>(ii) Small employers. Every employer of ten or less employees shall pay to each of its employees for each hour worked in the city of New York a wage of not less than: ...</p> <p>\$15.00 per hour on and after December 31, 2019, or, if greater, such other wage as may be established by federal law pursuant to 29 U.S.C. section 206 or its successors or such other wage as may be established in accordance with the provisions of this article.</p> <p>(b) Remainder of downstate.</p> <p>Every employer shall pay to each of its employees for each hour worked in the counties of Nassau, Suffolk and Westchester a wage not less than: ...</p> <p>\$15.00 per hour on and after December 31, 2021, or, if greater, such other wage as may be established by federal law pursuant to 29 U.S.C. section 206 or its successors or such other wage as may be established in accordance with the provisions of this article.</p> <p>(c) Remainder of state.</p> <p>Every employer shall pay to each of its employees for each hour worked outside of the city of New York and the counties of Nassau, Suffolk, and Westchester, a wage of not less than: ...</p> <p>\$12.50 on and after December 31, 2020, and on each following December thirty-first, a wage published by the commissioner on or before October first, based on the then current minimum wage increased by a percentage determined by the director of the budget in consultation with the commissioner, with the result rounded to the nearest five cents, totaling no more than fifteen dollars, where the percentage increase shall be based on indices including, but not limited to,</p> <p>(i) the rate of inflation for the most recent twelve month period ending June of that year based on the consumer price index for all urban consumers on a national and seasonally unadjusted basis (CPI-U), or a successor index as calculated by the United States department of labor,</p> <p>(ii) the rate of state personal income growth for the prior calendar year, or a successor index, published by the bureau of economic analysis of the United States department of commerce, or (iii) wage growth; or, if greater, such other wage as may be established by federal law pursuant to 29 U.S.C. section 206 or its successors or such other wage as may be established in accordance with the provisions of this article.”</p>

State	State Legislation or Policy Citation	Pertinent Language and Notes
North Carolina	North Carolina General Statutes 95-25.3	“Every employer shall pay to each employee who in any workweek performs any work, wages of at least six dollars and fifteen cents (\$6.15) per hour or the minimum wage set forth in paragraph 1 of section 6(a) of the Fair Labor Standards Act, 29 U.S.C. 206(a)(1), as that wage may change from time to time, whichever is higher, except as otherwise provided in this section.”
North Dakota	North Dakota Code 34-06-22	“Except as otherwise provided under this chapter and rules adopted by the commissioner, every employer shall pay to each of the employer’s employees: ... c. Effective twenty-four months after the effective date of this section, a wage of at least seven dollars and twenty-five cents per hour.”
Ohio	Ohio Constitution 2.34a	“On the thirtieth day of each September, beginning in 2007, this state minimum wage rate shall be increased effective the first day of the following January by the rate of inflation for the twelve month period prior to that September according to the consumer price index or its successor index for all urban wage earners and clerical workers for all items as calculated by the federal government rounded to the nearest five cents.”
Oklahoma	Oklahoma Statutes 40-197.2	“Except as otherwise provided in the Oklahoma Minimum Wage Act, no employer within the State of Oklahoma shall pay any employee a wage of less than the current federal minimum wage for all hours worked.”

State	State Legislation or Policy Citation	Pertinent Language and Notes
Oregon	Oregon Revised Statutes 653.025	<p>“(1) Except as provided in subsections (2) and (3) of this section, ORS 652.020 and the rules of the Commissioner of the Bureau of Labor and Industries issued under ORS 653.030 and 653.261, for each hour of work time that the employee is gainfully employed, no employer shall employ or agree to employ any employee at wages computed at a rate lower than: ...</p> <p>(i) From July 1, 2022, to June 30, 2023, \$13.50.</p> <p>(j) After June 30, 2023, beginning on July 1 of each year, a rate adjusted annually for inflation as described in subsection (5) of this section.</p> <p>(2) If the employer is located within the urban growth boundary of a metropolitan service district organized under ORS chapter 268, ...</p> <p>(g) From July 1, 2022, to June 30, 2023, \$14.75.</p> <p>(h) After June 30, 2023, \$1.25 per hour more than the minimum wage determined under subsection (1)(j) of this section.</p> <p>(3) If the employer is located within a nonurban county as described in ORS 653.026...</p> <p>(g) From July 1, 2022, to June 30, 2023, \$12.50.</p> <p>(h) After June 30, 2023, \$1 per hour less than the minimum wage determined under subsection (1)(j) of this section.</p> <p>(4) The commissioner shall adopt rules for determining an employer’s location under subsection (2) of this section.</p> <p>(5)(a) The Oregon minimum wage shall be adjusted for inflation as provided in paragraph (b) of this subsection.</p> <p>(b) No later than April 30 of each year, beginning in 2023, the commissioner shall calculate an adjustment of the wage amount specified in subsection (1)(j) of this section based upon the increase, if any, from March of the preceding year to March of the year in which the calculation is made in the U.S. City Average Consumer Price Index for All Urban Consumers for All Items as prepared by the Bureau of Labor Statistics of the United States Department of Labor or its successor.</p> <p>(c) The wage amount as adjusted under this subsection shall be rounded to the nearest five cents.</p> <p>(d) The wage amount as adjusted under this subsection becomes effective as the new Oregon minimum wage amount, replacing the minimum wage amount specified in subsection (1)(j) of this section, on July 1 of the year in which the calculation is made.”</p>
Pennsylvania	Pennsylvania Statutes, 43 P.S. §333.104	<p>“Except as may otherwise be provided under this act:</p> <p>(a) Every employer shall pay to each of his or her employees wages for all hours worked at a rate of not less than: ...</p> <p>(8) Seven dollars fifteen cents (\$7.15) an hour beginning July 1, 2007.”</p>
Rhode Island	Rhode Island General Laws 28-12-3	<p>“(a) Every employer shall pay to each of his or her employees: commencing July 1, 1999, at least the minimum wage of five dollars and sixty-five cents (\$5.65) per hour. Commencing September 1, 2000, the minimum wage is six dollars and fifteen cents (\$6.15) per hour....</p> <p>(m) Commencing January 1, 2023, the minimum wage is thirteen dollars (\$13.00) per hour.</p> <p>(n) Commencing January 1, 2024, the minimum wage is fourteen dollars (\$14.00) per hour.</p> <p>(o) Commencing January 1, 2025, the minimum wage is fifteen dollars (\$15.00) per hour.”</p>
South Carolina	No state minimum wage law	n/a

State	State Legislation or Policy Citation	Pertinent Language and Notes
South Dakota	South Dakota Code 60-11-3; 11-3.2	<p>“Every employer shall pay to each employee wages at a rate of not less than eight dollars and fifty cents an hour.”</p> <p>“Beginning January 1, 2016, and again on January 1 of each year thereafter, the minimum wage provided by § 60-11-3 shall be adjusted by the increase, if any, in the cost of living. The increase in the cost of living shall be measured by the percentage increase as of August of the immediately preceding year over the level as measured as of August of the previous year of the Consumer Price Index (all urban consumers, U.S. city average for all items) or its successor index as published by the U.S. Department of Labor or its successor agency, with the amount of the minimum wage increase, if any, rounded up to the nearest five cents. In no case shall the minimum wage be decreased. The Secretary of the South Dakota Department of Labor and Regulation or its designee shall publish the adjusted minimum wage rate for the forthcoming year on its internet home page by October 15 of each year, and it shall become effective on January 1 of the forthcoming year.”</p>
Tennessee	No state minimum wage law	n/a
Texas	Texas Labor Code Annotated 62.051	“Except as provided by Section 62.057, an employer shall pay to each employee the federal minimum wage under Section 6, Fair Labor Standards Act of 1938 (29 U.S.C. Section 206).”
Utah	Utah Code Annotated 34-40-103	<p>“Minimum wage—Commission to review and modify minimum wage.</p> <p>(1)(a) The minimum wage for all private and public employees within the state shall be \$3.35 per hour.</p> <p>(b) Effective April 1, 1990, the minimum wage shall be \$3.80 per hour.</p> <p>(2)(a) After July 1, 1990, the commission may by rule establish the minimum wage or wages as provided in this chapter that may be paid to employees in public and private employment within the state.</p> <p>(b) The minimum wage, as established by the commission, may not exceed the federal minimum wage as provided in 29 U.S.C. Sec. 201 et seq., the Fair Labor Standards Act of 1938, as amended, in effect at the time of implementation of this section.”</p>
Vermont	Vermont Statutes Annotated, 21 Section 384	<p>“(a)(1) An employer shall not employ any employee at a rate of less than \$10.96. Beginning on January 1, 2021, an employer shall not employ any employee at a rate of less than \$11.75. Beginning on January 1, 2022, an employer shall not employ any employee at a rate of less than \$12.55, and on each subsequent January 1, the minimum wage rate shall be increased by five percent or the percentage increase of the Consumer Price Index, CPI-U, U.S. city average, not seasonally adjusted, or successor index, as calculated by the U.S. Department of Labor or successor agency for the 12 months preceding the previous September 1, whichever is smaller, but in no event shall the minimum wage be decreased. The minimum wage shall be rounded off to the nearest \$0.01....</p> <p>(3) If the minimum wage rate established by the U.S. government is greater than the rate established for Vermont for any year, the minimum wage rate for that year shall be the rate established by the U.S. government.”</p>

State	State Legislation or Policy Citation	Pertinent Language and Notes
Virginia	Virginia Code Annotated 40.1-28.10	<p>"A. 2. Beginning May 1, 2021, every employer shall pay to each of his employees at a rate not less than the federal minimum wage or 75 percent of the Virginia minimum wage provided for in this section, whichever is greater. For the purposes of this subdivision "employee" means any person or individual who is enrolled in an established employer on-the-job or other training program for a period not to exceed 90 days which meets standards set by regulations adopted by the Commissioner.</p> <p>B. From May 1, 2021, until January 1, 2022, every employer shall pay to each of its employees wages at a rate not less than the greater of (i) \$9.50 per hour or (ii) the federal minimum wage.</p> <p>C. From January 1, 2022, until January 1, 2023, every employer shall pay to each of its employees wages at a rate not less than the greater of (i) \$11.00 per hour or (ii) the federal minimum wage.</p> <p>D. From January 1, 2023, until January 1, 2025, every employer shall pay to each of its employees wages at a rate not less than the greater of (i) \$12.00 per hour or (ii) the federal minimum wage.</p> <p>E. (For effective date, see Acts 2020, cc. 1204 and 1242) From January 1, 2025, until January 1, 2026, every employer shall pay to each of its employees wages at a rate not less than the greater of (i) \$13.50 per hour or (ii) the federal minimum wage.</p> <p>F. (For effective date, see Acts 2020, cc. 1204 and 1242) From January 1, 2026, until January 1, 2027, every employer shall pay to each of its employees wages at a rate not less than the greater of (i) \$15.00 per hour or (ii) the federal minimum wage.</p> <p>G. From and after January 1, 2027, every employer shall pay to each of his employees wages at a rate not less than the greater of (i) the adjusted state hourly minimum wage or (ii) the federal minimum wage.</p> <p>H. By October 1, 2026, and annually thereafter, the Commissioner shall establish the adjusted state hourly minimum wage that shall be in effect during the 12-month period commencing on the following January 1. The Commissioner shall set the adjusted state hourly minimum wage at the sum of (i) the amount of the state hourly minimum wage rate that is in effect on the date such adjustment is made and (ii) a percentage of the amount described in clause (i) that is equal to the percentage by which the United States Average Consumer Price Index for all items, all urban consumers (CPI-U), as published by the Bureau of Labor Statistics of the U.S. Department of Labor, or a successor index as calculated by the U.S. Department of Labor, has increased during the most recent calendar year for which such information is available. The amount of each annual adjustment shall not be less than zero."</p>
Washington	Revised Code of Washington 49.46.020	<p>"(1)(d) Beginning January 1, 2020, and until January 1, 2021, every employer shall pay to each of his or her employees who has reached the age of eighteen years wages at a rate of not less than thirteen dollars and fifty cents per hour.</p> <p>(2)(a) Beginning on January 1, 2021, and each following January 1st as set forth under (b) of this subsection, every employer shall pay to each of his or her employees who has reached the age of eighteen years wages at a rate of not less than the amount established under (b) of this subsection.</p> <p>(b) On September 30, 2020, and on each following September 30th, the department of labor and industries shall calculate an adjusted minimum wage rate to maintain employee purchasing power by increasing the current year's minimum wage rate by the rate of inflation. The adjusted minimum wage rate shall be calculated to the nearest cent using the consumer price index for urban wage earners and clerical workers, CPI-W, or a successor index, for the twelve months prior to each September 1st as calculated by the United States department of labor. Each adjusted minimum wage rate calculated under this subsection (2)(b) takes effect on the following January 1st."</p>

State	State Legislation or Policy Citation	Pertinent Language and Notes
West Virginia	West Virginia Code 21-5C-2	<p>“(a) Minimum wage: (5) After December 31, 2015, every employer shall pay to each of his or her employees wages at a rate not less than \$8.75 per hour. (6) When the federal minimum hourly wage as prescribed by 29 U.S.C. §206 (a) (1) is equal to or greater than the wage rate prescribed in the applicable provision of this subsection, every employer shall pay to each of his or her employees wages at a rate of not less than the federal minimum hourly wage as prescribed by 29 U.S.C. §206 (a) (1). The minimum wage rates required under this subsection shall be thereafter adjusted in accordance with adjustments made in the federal minimum hourly rate.”</p>
Wisconsin	Wisconsin Administrative Code 272.03	<p>“This subsection is effective on July 24, 2009. Except as provided in ss. DWD 272.05 to 272.09, no employer may employ any employee in any occupation, trade, or industry at a lesser hourly rate than as follows: (a) All employees except opportunity and minor employees \$7.25 per hour. (b) Minor employees \$7.25 per hour. (c) Opportunity employees \$5.90 per hour.”</p>
Wyoming	Wyoming Statutes Annotated 27-4-202	<p>“Every employer shall pay to each of his or her employees wages at a rate of not less than five dollars and fifteen cents (\$5.15) per hour”</p>

Source: Compiled by CRS from state statutes.

Author Information

David H. Bradley
Specialist in Labor Economics

Abigail R. Overbay
Senior Research Librarian

Disclaimer

This document was prepared by the Congressional Research Service (CRS). CRS serves as nonpartisan shared staff to congressional committees and Members of Congress. It operates solely at the behest of and under the direction of Congress. Information in a CRS Report should not be relied upon for purposes other than public understanding of information that has been provided by CRS to Members of Congress in connection with CRS's institutional role. CRS Reports, as a work of the United States Government, are not subject to copyright protection in the United States. Any CRS Report may be reproduced and distributed in its entirety without permission from CRS. However, as a CRS Report may include copyrighted images or material from a third party, you may need to obtain the permission of the copyright holder if you wish to copy or otherwise use copyrighted material.